



BALANZA DE COMPROBACION ACUMULADA
AL 31 de Diciembre del 2020
Santiago Maravatío, Guanajuato

CUENTA	SALDO INICIAL	CARGOS	ABONOS	SALDO DEUDOR	SALDO ACREEDOR
111200001 BANORTE CTA. 8830179		6,200.00	6,200.00		
111200002 BANORTE CTA. 0016944	3,011,740.31	1,527,039.64	4,431,125.48	107,654.47	
111200003 BANORTE CTA. 0088301	2,246,547.90	37,893,608.20	38,726,898.70	1,413,257.40	
111200004 BANORTE CTA. 0088301	1,292,847.81	48,329,306.96	49,576,126.81	46,027.96	
111220290 CONVENIO MACRO GEG 1		7,347,932.77	7,184,992.43	162,940.34	
111220291 CONVENIO MACRO GEG 1		900,230.55	769,378.28	130,852.27	
111400002 FIDEICOMISO BANAMEX	109,477.89	110,005.00	110,005.00	109,477.89	
111400003 INVERSIÓN DE FONDOS	482,251.78	16,075,271.26	10,625,872.48	5,931,650.56	
111500020 BANORTE CTA. 0613358	46,977.96			46,977.96	
111500023 BANORTE CTA. 0644623	24,554.53			24,554.53	
111500057 BANORTE CTA660395690	20,858.04			20,858.04	
111500062 BANORTE CTA808145790	8,264.67			8,264.67	
111500065 BANORTE CTA823100792	227,303.54			227,303.54	
111500129 BNT 412634123 EXTENC	21,341.28	39.85	11.64	21,369.49	
111500146 BNT 436268551 PDR 2		737,078.33	737,078.33		
111500180 BNT 317246630 CODE	2,037.60			2,037.60	
111500183 BNT 332744492 PREPA	4,534.43			4,534.43	
111500185 SANTANDER 22-0006060	5,000.00			5,000.00	
111500191 332744634 PAQUETE TE	82.13			82.13	
111500194 593420168 BORDERIA 2	59.22			59.22	
111500201 593420337 BANORTE ap	135.02			135.02	
111500206 1003656931 BANORTE P	1,233.58			1,233.58	
111500207 1003656913 BANORTE P	4,808.07			4,808.07	
111500215 1013966200 BTE FERN	187,818.85	184,675.93	4,554.88	367,939.90	
111500216 1013966219 BTE NANC	93,905.38	90,109.91	110.92	183,904.37	
111500217 1013966246 BTE CARL	84,595.78	81,179.90	99.91	165,675.77	
111500218 1013966237 BTE MIRI	84,595.78	81,179.90	99.91	165,675.77	
111500219 1013966228 BTE ANDR	7,172.56			7,172.56	
111500220 1013966255 BTE SAND	84,595.78	81,179.90	99.91	165,675.77	
111500221 1024708657 BTE ELIS	84,595.78	144,476.62	4,521.60	224,550.80	
111500222 1024708648 BTE EDUA	84,595.78	149,377.76	9,422.74	224,550.80	
111500223 1013966264 BTE MARI	84,595.78	149,377.78	9,422.76	224,550.80	
111500224 1024708666 BTE CORN	78,068.47	52.00	78,120.47		
111500225 1013966198 BTE PART	10,489,559.61	5,997,446.70	16,487,006.31		
111500226 1024708835 BTE GONZA	77,409.10	82,964.67	1,900.76	158,473.01	
111500227 1036191971 BTE RAMO	37,491.00	7,695.28	45,186.28		
111500228 1036191980 BTE RAMO	591,878.68	429,606.43	1,021,485.11		
111500229 1036192035 BTE FONDO	19,743.16	80.60	19,823.76		
111500230 1036192099 Captemos	154.18		77.09	77.09	
111500231 1041025285 BTE MIGRA	252.33			252.33	
111500233 1041025418 BTE SEMI	12,496.06	23.33	6.81	12,512.58	
111500234 1041025427 BTE PROG	243,815.38	67,548.82	310,806.69	557.51	
111500235 1041025463 BTE PROG	80,095.57	73,919.50	154,015.07		
111500236 1065846347 BTE EQUI	120.68	10.80	131.48		
111500237 1065846422 BTE CONS	282,417.90	267,600.60	550,018.50		
111500238 1065846404 BTE CUAR	408,205.96	332,373.32	740,579.28		
111500239 1065846413 BTE PISO	16,500.89	30.85	13.97	16,517.77	
111500240 BTE 1065846440 EQUIP	171,422.63	10,808.83	182,083.09	148.37	
111500241 BTE 1065846516 PEDRO	5,594.81	149,110.55	9,341.12	145,364.24	
111500242 BTE 1065846525 EQUIP	5,751.19	2,714.40	2,714.40	5,751.19	
111500243 BTE 1083559771 PANEL	620,869.98	255,651.66	875,902.87	618.77	
111500244 BTE 1083559801 RAMO		7,963,199.27	5,114,647.03	2,848,552.24	
111500245 BTE 1083559810 RAMO		6,667,647.67	6,435,429.08	232,218.59	
111500246 BTE 1083559829 PARTI		54,275,392.22	50,275,253.50	4,000,138.72	
111500247 1092512956 CAPTEMOS		1,056,751.96	1,056,677.74	74.22	
111500248 DISPONIBLE		3,026,356.10	3,026,356.10		
111500249 1092513029 PSBGTO 2020		1.00		1.00	
111500250 1092513001 VIVO LOS		2,111,662.28	2,111,315.57	346.71	
111500251 1092513010 SERVICIOS		7,470,507.49	4,667,073.37	2,803,434.12	
111500252 DISPONIBLE		291,773.34	291,773.34		
111500253 1106558365 techo di		1,646,285.33	1,530,029.27	116,256.06	
111500254 1106558374 estufas		231,034.82	231,005.17	29.65	
111500255 1106558383 cuarto p		1,053,477.61	841,900.58	211,577.03	
111500256 1106558431 MI NEGOC		180,732.75	165,205.77	15,526.98	
111500257 1106558495 DOTACIÓN		313,735.16	313,664.00	71.16	

Nancy Moreno Rios

Emmanuel



111500258	1106558486	SISTEMA		913,249.82	913,050.00	199.82
111500259	1106558534	SEMILLA		675,557.67	527,976.00	147,581.67
111500260	1106558525	PANELES S		433,077.52	28,593.00	404,484.52
111500261	1123454473	DOTACION		1,000,036.65	1,000,000.02	36.63
111500262	1123454503	TANQUE NO		415,109.66	415,108.00	1.66
111600001		DEPOSITOS DE FONDOS		3,770.00		3,770.00
112200001		SUBSIDIO PARA EL EMP	69,001.33	312,556.36	314,580.48	66,977.21
112300001		Funcionarios y empl	9,422.35	350.00	350.00	9,422.35
112300003		Gastos por Comprobar	7,567.01	1,532,776.79	1,307,838.19	232,505.61
112500001		Fondo Fijo		56,285.56	56,285.56	
112900001		Otros deudores	9,658,294.90	48,507,053.46	48,507,044.46	9,658,303.90
112900004		CUENTAS POR COBRAR	162,776.20			162,776.20
113400001		Ant Contratistas C P	1,208,648.54	8,505,750.65	9,104,843.88	609,555.31
113400006		Ant Contratistas CP		1,277,675.77	77,393.20	1,200,282.57
123105811		Terrenos	2,907,697.96			2,907,697.96
123305831		Edificios e Inst	8,656,499.49			8,656,499.49
123405891		Infraestructura	3,378,517.59	1,019,043.43		4,397,561.02
123526121		Edific no habit	848,252.25	2,111,072.48		2,959,324.73
123536131		Constr Obras	1,207,617.30	1,161,178.43	134,840.50	2,233,955.23
123546141		División terrenos	21,563,235.09	18,249,390.01	8,444,291.23	31,368,333.87
123556151		Construc víascom	623,498.43	876,754.06	676,877.42	823,375.07
123566161		Otras construcc	806,470.39	249,995.40		1,056,465.79
123626221		Edific no habitacio	1,211,704.86	1,757,320.31	1,019,043.43	1,949,981.74
123636231		Constr de obras	167,079.91	402,394.89		569,474.80
123676271		Instalaciones	321,638.52	568,798.80		890,437.32
124115111		Muebles de oficina	924,260.22	8,194.98		932,455.20
124125121		Muebles excepto ofic	40,815.76	34,499.99		75,315.75
124135151		Computadoras	858,603.57	54,126.97		912,730.54
124195191		Otros mobiliarios	98,399.99	16,798.01		115,198.00
124215211		Equipo audio y video	28,206.08			28,206.08
124225221		Aparatos deportivos	140,000.00			140,000.00
124235231		Camaras fotograficas	10,198.00	25,000.00	12,500.00	22,698.00
124315311		Equo médico denta		313,664.00		313,664.00
124415411		Automóviles y camiones	6,695,300.02			6,695,300.02
124495491		Otro eq Transporte	6,250.00			6,250.00
124615611		maq y eqagrop	443,837.50	17,000.00		460,837.50
124625621		maq y eqIndustrial	3,657.00			3,657.00
124635631		maq y eqConstruc	50,540.00			50,540.00
124645641		Sist AA calefacció	16,499.00			16,499.00
124655651		Eq Comunicación	72,567.49			72,567.49
124675671		Herramientas	180,932.25	91,400.00	26,200.00	246,132.25
124695691		Otros equipos	21,698.00			21,698.00
124885781		Arboles y plantas	126,600.00			126,600.00
126105831		Dep Acum Edificios	-1,480,376.82		432,824.96	1,913,201.78
126205891		Dep Acum Infr	-65,958.97		168,925.88	234,884.85
126305111		Muebles de oficina	-33,481.85		7,711.72	41,193.57
126305121		Muebles excepto ofic	-23,469.07		6,669.07	30,138.14
126305151		Computadoras	-538,635.05		109,559.96	648,195.01
126305191		Otros mobiliarios	-2,390.00		9,986.25	12,376.25
126305211		Equipo audio y video	-12,891.42		3,753.48	16,644.90
126305221		Aparatos deportivos	-63,000.00		14,000.00	77,000.00
126305231		Camaras fotograficas	-2,887.13		1,464.34	4,351.47
126305411		Automóviles y camiones	-4,657,856.02		286,315.00	4,944,171.02
126305491		Otro eq Transporte	-4,166.66		1,562.50	5,729.16
126305611		maq y eqagrop			991.66	991.66
126305621		maq y eqIndustrial	-1,127.58		365.70	1,493.28
126305631		maq y eqConstruc	-4,140.00			4,140.00
126305641		Sist AA calefacció	-7,708.08		1,649.90	9,357.98
126305651		Eq Comunicación	-24,479.26		7,256.75	31,736.01
126305671		Herramientas	-57,701.16		22,996.05	80,697.21
126405781		Arboles y plantas	-22,488.00			22,488.00
127106311		Estudios e investiga	848,916.08			848,916.08
211100001		SERVICIOS PERSONALES	6,211.29	37,659,998.17	37,635,161.73	31,047.73
211100151		PASIVOS CAP. 1000	-499.99			499.99
211200001		Prov por pagar CP	-133,050.60	18,782,890.43	18,782,890.43	133,050.60
211200182		PASIVOS CAP. 2000 18	-1,325.00			1,325.00
211200183		PASIVOS CAP. 3000 18	-11,832.00			11,832.00
211200192		PASIVOS CAP. 2000 19	-12,817.71	14,598.71	1,301.00	480.00
211200193		PASIVOS CAP. 3000 19	-5,652.90	5,212.90		440.00
211200202		PASIVOS CAP. 2000 20		913.00	106,925.68	106,012.68

Nancy Montero Ruez

Emmanuel

211300001	Contrat x pagar CP	-203,645.08	2,334,704.13	2,334,704.13		203,645.08
211300146	PASIVOS CAP. 6000 14	-236,125.01				236,125.01
211300166	PASIVOS CAP. 6000 16	-23,678.76				23,678.76
211300206	PASIVOS CAP. 6000 20		197,030.57	1,576,553.98		1,379,523.41
211500001	Transf. por pagar CP	-7.65	311,290.84	311,290.84		7.65
211500184	PASIVOS CAP. 4000 18	-498.80				498.80
211500204	PASIVOS CAP. 4000 20			528.00		528.00
211700001	2% IMPTO SOBRE NOMIN	67,898.59	503,740.00	503,740.00	67,898.59	
211700002	2% IMPTO NÓM ASIM	-1,111.20				1,111.20
211700003	ISR SOBRE SUELDO	-1,155,046.02	3,988,738.26	4,092,864.51		1,259,172.27
211700004	ISR HONORARIOS	-52,506.24				52,506.24
211700005	ISR ARRENADAMIENTO	-2,913.81				2,913.81
211700006	IVA HONORARIOS	-17,795.44				17,795.44
211700007	IMPUESTO CEDULAR	-15,334.68				15,334.68
211700202	CAJA POPULAR CERANO	-12,069.86	270,561.00	270,561.00		12,069.86
211700203	005% DEDUCCIONES CEN	-463.35				463.35
211700205	DESCUENTO POR SESIO	-5,864.47				5,864.47
211700206	PENSION ALIMENTICIA	-3,100.53	1,605.18	1,605.18		3,100.53
211700301	5% AL MILLAR RAPCE	90.44			90.44	
211700302	IMPUESTO 1% SOBRE OBRA	-128,435.25				128,435.25
211700303	5% DE D.I.V.O. F A I	-4,475.92				4,475.92
211700304	5% DE SEFUPU (D.I.V.	-319.98				319.98
211700305	5% D.I.V.O.(FORTALE	-4,981.92				4,981.92
211700306	5% D.I.V.O.(FFINV)	-59,952.89				59,952.89
211700398	SANCIONES	-466,403.76				466,403.76
211700399	Fondo de Ahorro	-1,060,207.19	278,777.72	1,288,962.90		2,070,392.37
211900001	Otras ctas pagar CP	-5,619,167.09	47,396,693.05	47,396,693.05		5,619,167.09
211900002	CTAS X PAGAR SALDOS	-139,105.97				139,105.97
211900004	CHEQUES CANCELADOS		74,126.97	74,126.97		
311009999	BAJA ACTIVOS FIJOS	180,000.00			180,000.00	
312000001	Donaciones de Capital	-913,305.00				913,305.00
321000001	RESULTADO DEL EJERCI	-14,151,790.36	14,151,790.36			
322000001	RESULTADO DE EJERCIC	-5,007,543.07				5,007,543.07
322000002	RESULT EJER DIC 2010	9,291.64			9,291.64	
322000003	RESULT EJER DIC 2011	-3,034,398.54				3,034,398.54
322000004	RESULT EJER DIC 2012	1,763,924.24			1,763,924.24	
322000013	RESULT EJER DIC 2013	-934,353.17				934,353.17
322000014	RESULT EJER DIC 2014	4,433,882.49			4,433,882.49	
322000015	RESULT EJER DIC 2015	7,455,715.77	1,000.00	4,200.00	7,452,515.77	
322000016	RESULT EJER DIC 2016	-3,514,910.42		25,809.41		3,540,719.83
322000017	RESULT EJER DIC 2017	17,847,685.49	1,543,782.68	72,814.74	19,318,653.43	
322000018	RESULT EJER DIC 2018	16,101,821.83	5,083,044.38	1,101,620.00	20,083,246.21	
322000019	RESULT EJER DIC 2019		6,683,606.21	14,522,004.94		7,838,398.73
322000101	APLIC REMANENTE 2011	-208,916.63				208,916.63
322000102	APLIC REMANENTE CE12	-1,699,558.73				1,699,558.73
322000103	APLIC REMANENTE CF12	-425,723.32				425,723.32
322000104	APLIC REMANENTE CP12	-4,383,302.83				4,383,302.83
322000105	APLIC REMANENTE F111	-270,886.18				270,886.18
322000106	APLIC REMANENTE F112	-955,718.83				955,718.83
322000107	APL REMAN CTA PUB 13	-5,776,174.68				5,776,174.68
322000108	APLIC REM FAIS 2013	-807,964.82				807,964.82
322000109	AP REM FORTAMUN 2013	-284,309.94				284,309.94
322000110	APLI REM CONV FED 13	-1,059,004.29				1,059,004.29
322000111	APLI REM CONV MPIO	-197,110.00				197,110.00
322000112	APLI REM FI 2014	-420,548.71				420,548.71
322000113	APLICACIÓN REMANENTE	-16,696.42				16,696.42
322000114	APLICACIÓN REMANENTE	-73,247.21				73,247.21
322000115	APLICACIÓN REMANENTE	-20,461.48				20,461.48
322000116	APLICACIÓN REMANENTE	-4,907.83				4,907.83
322000117	APLICACIÓN REMANENTE	-1,769,337.84				1,769,337.84
322000118	APLICACION REMANENTE	-1,978,436.13				1,978,436.13
322000119	APLIC REM FAISM 2004	-34,680.13				34,680.13
322000120	APLICACIÓN REMANENTE	-1,870,210.70				1,870,210.70
322000121	DISPONIB FAISM 2018	-1,687,125.43				1,687,125.43
322000122	DISP P/APLIC EJERC S			237,075.83		237,075.83
322000201	AP REM FORTAMUN 2014	-332,502.51				332,502.51
322000202	APLICACIÓN REMANENTE	-4,383.81				4,383.81
322000203	APLICACIÓN REMANENTE	-160,430.65				160,430.65
322000204	APLICACIÓN REMANENTE	-519,663.25				519,663.25
322000205	APLICACIÓN REMANENTE	-412,682.32				412,682.32

Nancy Montero Puez

Emmited



322000206	APLICACIÓN REMANENTE	-122,611.54			122,611.54
322000301	APLICACION REMANENTE	-9,025,924.08			9,025,924.08
322000302	APLICACIÓN REMANENTE	-12,007,540.63			12,007,540.63
322000303	APLC REM CONV FED 18	-7,495,852.61			7,495,852.61
322000304	APLIC REM CONV FED 2			358,985.94	358,985.94
322000401	APLI REM CONV EST 14	-423,021.57			423,021.57
322000402	APL REM CON EST 2015	-5,261,710.51			5,261,710.51
322000403	APLICACION REMANENTE	-2,742,130.33			2,742,130.33
322000404	APLICACIÓN REMANENTE	-4,272,185.05			4,272,185.05
322000405	APLI REM CONV EST 18	-2,234,763.02			2,234,763.02
322000406	APLIC REM CONV EST 2		642,142.95	2,043,551.27	1,401,408.32
322000407	APLIC REM CONV EST T			642,142.95	642,142.95
322000501	APLI REM REC MPAL 14	-4,338,463.04			4,338,463.04
322000502	APL REM CTA PUB 2015	-6,946,537.50			6,946,537.50
322000503	APL REM CTA PUB 2016	-477,503.07			477,503.07
322000504	APL REM CTA PUB 2017	-3,217,433.06			3,217,433.06
322000701	APLICACION REMANENTE	-219,600.00			219,600.00
322000702	APLIC REM CONV BENEF			620,770.12	620,770.12
322000801	APLIC REMANENTE CP 2	-2,377,897.51	72,814.74	1,543,782.68	3,848,865.45
322000802	APLIC REMANENTE CP 2	-255,450.18		649,441.30	904,891.48
322000803	APLI REM PART FED 18	-1,960,044.60		3,331,623.08	5,291,667.68
322000804	APLICN REM REC FIS 2			1,003,601.26	1,003,601.26
322000805	APLI REM PART FED 19			1,698,030.00	1,698,030.00
411201001	PREDIAL URBANO		105,000.30	1,087,343.21	982,342.91
411201002	PREDIAL RUSTICO		2,868.43	302,423.46	299,555.03
411201003	REZAG IMPTO PRED URB		1,223.93	89,368.36	88,144.43
411201004	REZAG IMPTO PRED RUS			12,740.73	12,740.73
411202001	DIV O LOTIF URB SUBU			12,357.55	12,357.55
411202002	DIV O LOTIF RISTIC			4,475.01	4,475.01
411302001	IMPTO S/ ADQ BIENES			21,214.20	21,214.20
411701001	RECARGOS IMPTO PREDI		1,197.79	39,428.70	38,230.91
411702001	MULTAS IMPUESTOS			16,425.05	16,425.05
414101001	OCUPAC Y USO VÍA PU			17,536.00	17,536.00
414302001	SERVICIOS DE PANTEON		5,801.00	162,044.00	156,243.00
414302002	VTA DE FOSA Y GAVETA		1,156.00	88,658.00	87,502.00
414303001	SERV DE RASTRO MPAL			9,912.00	9,912.00
414304001	SERV DE SEG PÙB			6,055.00	6,055.00
414310001	.ASIGNA No. OFICIAL		1,374.00	20,152.00	18,778.00
414310002	PERMISO USO DE SUELO			3,038.00	3,038.00
414310003	PERMISO DE CONSTRUCC		241.00	5,859.00	5,618.00
414311001	ASIGNACIÓN No OFICIA			10,889.18	10,889.18
414316001	CERTIFICAD Y CONSTAN		88.55	10,703.25	10,614.70
414318001	SERV ALUMBRADO PÚBLI		15,692.98	585,585.52	569,892.54
414401001	VIAJES DE PIPA DE AGUA			4,965.00	4,965.00
415101001	INTERESES DERIVADO D		12,821.84	62,239.48	49,417.64
415101002	INTERESES BANCARIOS		25,141.82	71,184.86	46,043.04
415103001	FORMAS Y FORMATOS OF			270.00	270.00
415109001	DIFERENCIA POR RECAU		12.20	581.90	569.70
416201001	MULTAS			250.00	250.00
416901001	REGISTRO DE PERITOS		1,225.00	15,612.00	14,387.00
416903001	DONATIVOS			14.00	14.00
416909001	Otros Aprovechamient			178,661.39	178,661.39
421101001	PARTICIPA FONDO GRAL		873,802.94	19,497,192.69	18,623,389.75
421102001	PARTICI FOMENTO MPAL		747,513.00	26,819,716.82	26,072,203.82
421103001	FONDO FISCAL Y RECAU		3,908.50	442,423.27	438,514.77
421104001	IMPTO ESP S/ PROD/SE		141,157.01	1,642,442.35	1,501,285.34
421105001	GASOLINAS Y DIÉSEL		29.40	146,466.39	146,436.99
421106001	FONDO DE ISR		88,647.15	3,612,842.15	3,524,195.00
421108002	ISR por la enajenaci			100,449.98	100,449.98
421201001	FAISM		1,325,598.00	7,953,584.00	6,627,986.00
421201002	FAISM INTERESES			10,737.14	8,528.25
421202001	FORTAMUN		791,667.00	5,541,664.00	4,749,997.00
421202002	FORTAMUN INTERESES		396,012.31	396,923.77	911.46
421301001	CONV FEDERALES 2020			1,831,686.31	1,831,686.31
421302001	INT CTAS B CONV FED			315.18	315.18
421303001	CONVENIOS ESTATALES		499,626.29	8,920,998.28	8,421,371.99
421303002	CONV ESTAT 20 TF REC		472,900.47	5,743,895.81	5,270,995.34
421303003	CONVENIOS ESTATALES			443,389.34	443,389.34
421303004	CONVENIOS ESTATALES			472,900.47	472,900.47
421303090	Convenio Macro GEG		1,981,936.35	6,288,825.49	4,306,889.14


Nancy Monto Ruiz

Sumada

421304001	INT CTAS B CONV EST	1,338.24	4,767.69		3,429.45
421305002	CONVENIOS BENEFICIAR	280,987.00	1,827,714.00		1,546,727.00
421401001	TENENCIA O USO VEHIC	309.93	4,285.91		3,975.98
421402001	F COMPENSACIÓN ISAN	181,919.99	233,725.97		51,805.98
421403001	IMPTO S/ AUTOS NVOS		223,921.37		223,921.37
421406001	ALCOHOLES	9,320.96	176,367.37		167,046.41
511101111	Dietas	3,685,612.80	754,958.84	2,930,653.96	
511101131	Sueldos Base	16,985,514.44	3,568,917.19	13,416,597.25	
511101132	Sueldos de Confianza	7,385,638.95	1,604,196.20	5,781,442.75	
511201212	Honorarios asimilados	1,566,742.52	276,906.25	1,289,836.27	
511201221	Remun Eventuales	180,180.00	36,036.00	144,144.00	
511301321	Prima Vacacional	399,512.77	949.44	398,563.33	
511301323	Gratíf fin de año	5,771,431.83	99,589.37	5,671,842.46	
511301342	Compens Servicios	40,400.00	9,300.00	31,100.00	
511401441	Seguros	123,850.94	20,389.46	103,461.48	
511501511	Cuotas fondo ahorro	245,608.80		245,608.80	
511501522	Liquid por indem	887,650.66	371,140.77	516,509.89	
512102111	Mat y útiles oficin	280,058.16	12,022.82	268,035.34	
512102112	Equipos men Oficina	11,528.20		11,528.20	
512102113	Eq. inventariable	6,161.11		6,161.11	
512102121	Maty útiles impresi	51,400.91	4,800.95	46,599.96	
512102141	Mat y útiles Tec In	49,503.97	3,297.68	46,206.29	
512102151	Mat impreso e info	32,058.66	609.00	31,449.66	
512102161	Material de limpieza	271,967.46	22,620.00	249,347.46	
512202211	Prod AlimSegPub	49,762.35	2,227.20	47,535.15	
512202212	Prod Alimen instal	90,659.27	216.00	90,443.27	
512202231	Utensilios alimentac	2,550.00		2,550.00	
512402411	Mat Constr Mineral	100,218.47		100,218.47	
512402421	Mat Constr Concret	24,290.99		24,290.99	
512402431	Mat Constr Cal Yes	300.00		300.00	
512402461	Mat Eléctrico	1,103,817.83		1,103,817.83	
512402471	Estruct y manufact	170,706.31		170,706.31	
512402481	Mat Complement	140,140.00		140,140.00	
512402491	Materiales diversos	104,351.89		104,351.89	
512502521	Fertilizantes y abonos	24,677.42		24,677.42	
512502522	Plaguicidas y pesti	4,400.00	1,200.00	3,200.00	
512502531	Medicinas y prod far	481,126.21	22,162.35	458,963.86	
512502541	Mat acc y sum Méd	8,633.40	770.00	7,863.40	
512502591	Otros productos quím	5,999.00	385.00	5,614.00	
512602611	Combus p Seg pub	2,014,378.03	390,243.36	1,624,134.67	
512602612	Combus p Serv pub	1,729,912.34	31,252.80	1,698,659.54	
512702711	Vestuario y uniformes	226,058.68		226,058.68	
512702722	Prendas protec Pers	20,523.82	1,000.00	19,523.82	
512702731	Articulos deportivos	15,391.79		15,391.79	
512902911	Herramientas menores	39,324.40	775.00	38,549.40	
512902961	Ref Eq Transporte	474,163.66		474,163.66	
512902981	Ref Otros Equipos	33,140.55		33,140.55	
513103111	Serv Energía Electr	487,147.00	210.00	486,937.00	
513103112	Alumbrado público	4,779,218.00	412,258.00	4,366,960.00	
513103131	Servicio de agua	25,791.48		25,791.48	
513103141	Serv Telefonía Trad	95,088.00		95,088.00	
513103151	Serv Telefonía Cel	96,700.00		96,700.00	
513103172	Servicios de redes	3,828.00		3,828.00	
513203211	Arrendam terrenos	60,000.00		60,000.00	
513203233	Arren B Informatic	54,325.97		54,325.97	
513203261	Arren Maq y eq	206,394.99		206,394.99	
513203271	Arren Act Intangib	57,750.00		57,750.00	
513303311	Servicios legales	101,146.00		101,146.00	
513303314	Otros Servicios	387,101.10		387,101.10	
513303321	Serv de diseño	256,218.00		256,218.00	
513303361	Impresiones docofic	9,600.00		9,600.00	
513303391	Serv Profesionales	4,872.00		4,872.00	
513403411	Serv Financieros	2,778.20	2,714.40	63.80	
513403421	Serv de cobranza	23,942.36		23,942.36	
513403451	Seg Bienes patrimo	138,295.09		138,295.09	
513503511	Cons y mantto Inm	55,001.75		55,001.75	
513503531	Instal Blnformat	638.00		638.00	
513503551	Mantto Vehic	290,594.97	2,424.01	288,170.96	
513503571	Instal Maqy otros	22,037.79		22,037.79	
513603611	Difusión Activ Gub	129,808.00	50,000.00	79,808.00	



Nancy Monto Ruiz



[Handwritten signature]

513603612	Impresión Pub ofic	28,778.67		28,778.67
513703751	Viáticos nacionales	68,080.58	4,975.01	63,105.57
513703761	Viáticos Extranjero	8,104.77		8,104.77
513803821	Gto Orden Social	1,685,197.87	312,588.92	1,372,608.95
513803841	Exposiciones	1,090.40		1,090.40
513903911	Serv Funerarios	219,163.99		219,163.99
513903981	Impuesto sobre nóminas	503,740.00		503,740.00
522104234	Transf Asignaciones	8,116,947.71	135,568.76	7,981,378.95
522104236	Transf Inver Pub	100,000.00		100,000.00
523104311	Subsidios producción	1,983,158.00		1,983,158.00
523104331	Subsidios inversión	1,040,489.42		1,040,489.42
524104411	Gto Activ Cult	8,745,320.25	718,534.98	8,026,785.27
524104412	Funerales	100,329.97		100,329.97
524104414	Premios estímulos	6,000.00		6,000.00
524204421	Becas	605,000.00	5,000.00	600,000.00
551305831	Dep Edificios e Inst	432,824.96		432,824.96
551405891	Dep Infraestructura	168,925.88		168,925.88
551505111	Muebles de oficina	7,711.72		7,711.72
551505121	Muebles excepto ofic	6,669.07		6,669.07
551505151	Computadoras	109,559.96		109,559.96
551505191	Otros mobiliarios	9,986.25		9,986.25
551505211	Equipo audio y video	3,753.48		3,753.48
551505221	Aparatos deportivos	14,000.00		14,000.00
551505231	Camaras fotograficas	1,464.34		1,464.34
551505411	Automóviles y camiones	286,315.00		286,315.00
551505491	Otro eq Transporte	1,562.50		1,562.50
551505611	maq y eqagrop	991.66		991.66
551505621	maq y eqIndustrial	365.70		365.70
551505641	Sist AA calefacció	1,649.90		1,649.90
551505651	Eq Comunicación	7,256.75		7,256.75
551505671	Herramientas	22,996.05		22,996.05
561100001	Const Bienes No Capi	6,279,953.33	441,912.03	5,838,041.30
* TOTAL		529,111,151.26	529,111,151.26	

"Bajo protesta de decir verdad declaramos que los Estados Financieros y sus notas, son razonablemente correctos y son responsabilidad del emisor"


 Nancy Monteo Pico



